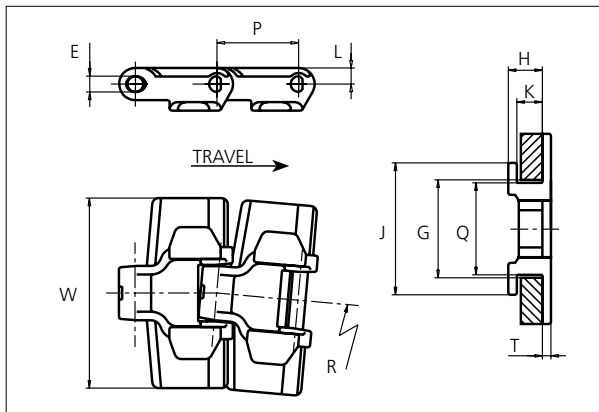


Slat Top Plastic Chain

Series **uni 880** Type **Tab**



Slat Top Plastic Chain
 Side flexing chain
 Pitch: 38.1 mm (1.50 in)
 Backflex radius: 75.0 mm (3.00 in)
 Permissible tensile strength:
 POM material: 2250 N (506 lbf)

 Delivery: 3.048 m (10 ft)
 No. of links/box: 80

E		G		H		J		K		L		P		Q		T	
mm	in	mm	in	mm	in	mm	in	mm	in	mm	in	mm	in	mm	in	mm	in
7.1	0.28	44.5	1.75	15.9	0.63	61.5	2.42	11.9	0.47	7.5	0.30	38.1	1.50	43.1	1.70	4.0	0.16

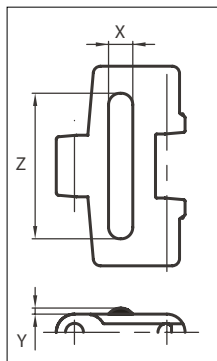

All dimensions are for chains in POM material.

	Width (W)		Material & color	Pin material	Weight		Min. radius (R)	
	mm	in			kg/m	lb/ft	mm	in
K250	63.5	2.50	-	-	-	-	-	-
K325	82.6	3.25	POM-D W POM-D G POM-LF BR POM-SLF DG POM-EC K	SS304	1.0	0.67	400	15.75
K350	88.9	3.50	POM-LF BR	SS304	1.0	0.67	400	15.75
K450	114.3	4.50	POM-D W POM-D G POM-LF BR	SS304	1.1	0.74	400	15.75
K750	190.5	7.50	POM-D W POM-D G POM-LF BR	SS304	1.5	1.00	400	15.75

Non standard material and color: See uni Material and Color Overview.
 Non standard pin material: See uni Material and Color Overview.

Accessories

Rubber Top



When ordering, please state the required distance between the Rubber Top.
 Other Non Standard rubber profiles:
 See uni Rubber Profile Overview.

Width	Link material	Rubber material	Z		X		Y	
			mm	in	mm	in	mm	in
K325	POM-LF BR	05 I	60	2.36	10	0.39	2.5	0.10
K350	POM-LF BR	05 I	60	2.36	10	0.39	2.5	0.10
K450	POM-LF BR	05 I	90	3.54	10	0.39	2.5	0.10
K750	POM-LF BR	05 I	130	5.12	10	0.39	2.5	0.10

STANDARD

SIDE FLEXING

PITCH 38.1 MM/1.50 IN

Sprocket

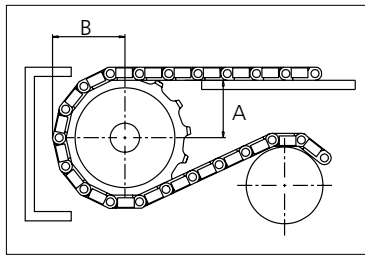
No of teeth	Pitch diameter		Overall-diameter		Min. ø bore		Max. ø bore		Hub-diameter		A-dimension		B-dimension		Molded PA66 LG	Molded Cast Iron	Machined PA66
	mm	in	mm	in	mm	in	mm	in	mm	in	mm	in	mm	in			
Z9	111.4	4.39	109.7	4.32	20.0	0.80	40.0	1.60	70.0	2.76	55.9	2.20	63.2	2.49	x	x	
Z10	123.3	4.85	122.3	4.81	20.0	0.80	40.0	1.60	70.0	2.76	62.2	2.45	69.2	2.72	x	x	
Z11	135.2	5.32	134.8	5.31	20.0	0.80	40.0	1.60	70.0	2.76	68.4	2.69	75.1	2.96	x	x	
Z12	147.2	5.80	147.2	5.80	20.0	0.80	40.0	1.60	70.0	2.76	74.6	2.94	81.1	3.19	x	x	
Z15	183.3	7.22	184.3	7.26	20.0	0.80	40.0	1.60	70.0	2.76	93.2	3.67	99.2	3.91	x	x	

Two part sprocket

No of teeth	Pitch diameter		Overall-diameter		Min. ø bore		Max. ø bore		Hub-diameter		A-dimension		B-dimension		Molded PA66 LG	Molded Cast Iron	Machined PA66
	mm	in	mm	in	mm	in	mm	in	mm	in	mm	in	mm	in			
Z9	111.4	4.39	109.7	4.32	20.0	0.80	40.0	1.60	70.0	2.76	55.9	2.20	63.2	2.49	x		
Z10	123.3	4.85	122.3	4.81	20.0	0.80	40.0	1.60	70.0	2.76	62.2	2.45	69.2	2.72	x		
Z11	135.2	5.32	134.8	5.31	20.0	0.80	40.0	1.60	70.0	2.76	68.4	2.69	75.1	2.96	x		
Z12	147.2	5.80	147.2	5.80	20.0	0.80	40.0	1.60	70.0	2.76	74.6	2.94	81.1	3.19	x		

Non standard material and color:
See uni Material and Color Overview.

Molded sprocket Cast iron sprocket Molded two part sprocket



Please ensure that sufficient size shaft and keyway are chosen for corresponding load.

Other sprocket sizes are available upon request
Width of tooth: 15.8 mm/0.62 in
Width of sprocket: 42.3 mm/1.67 in
uni Retainer Rings: See uni Retainer Ring data sheet
uni Idler: See uni Idler data sheet

Any questions? Please contact us.